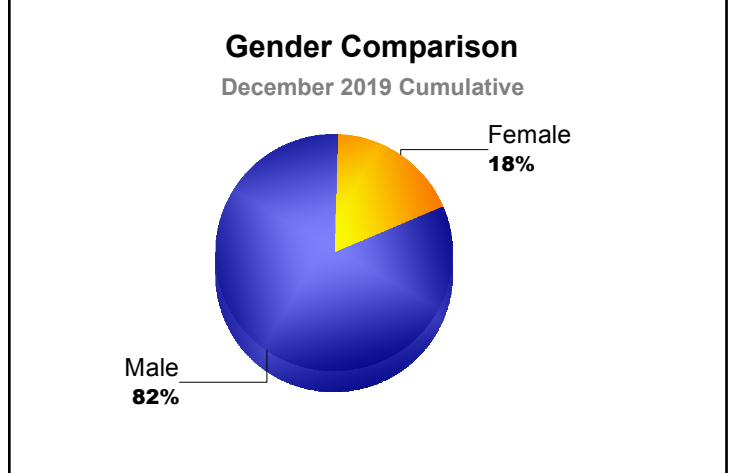
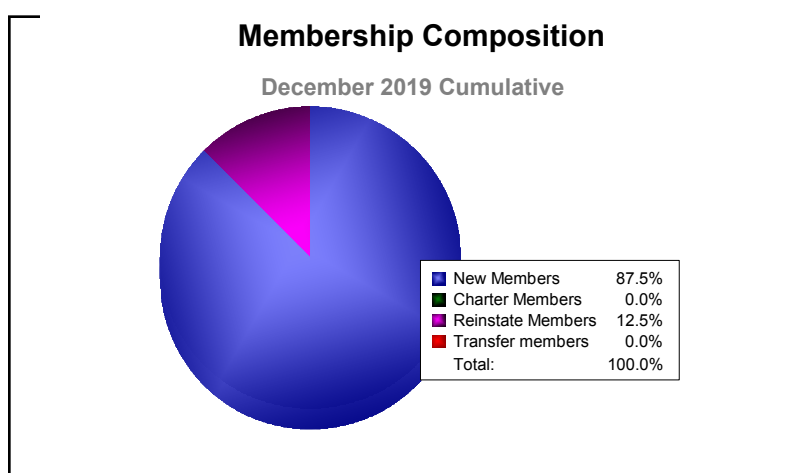
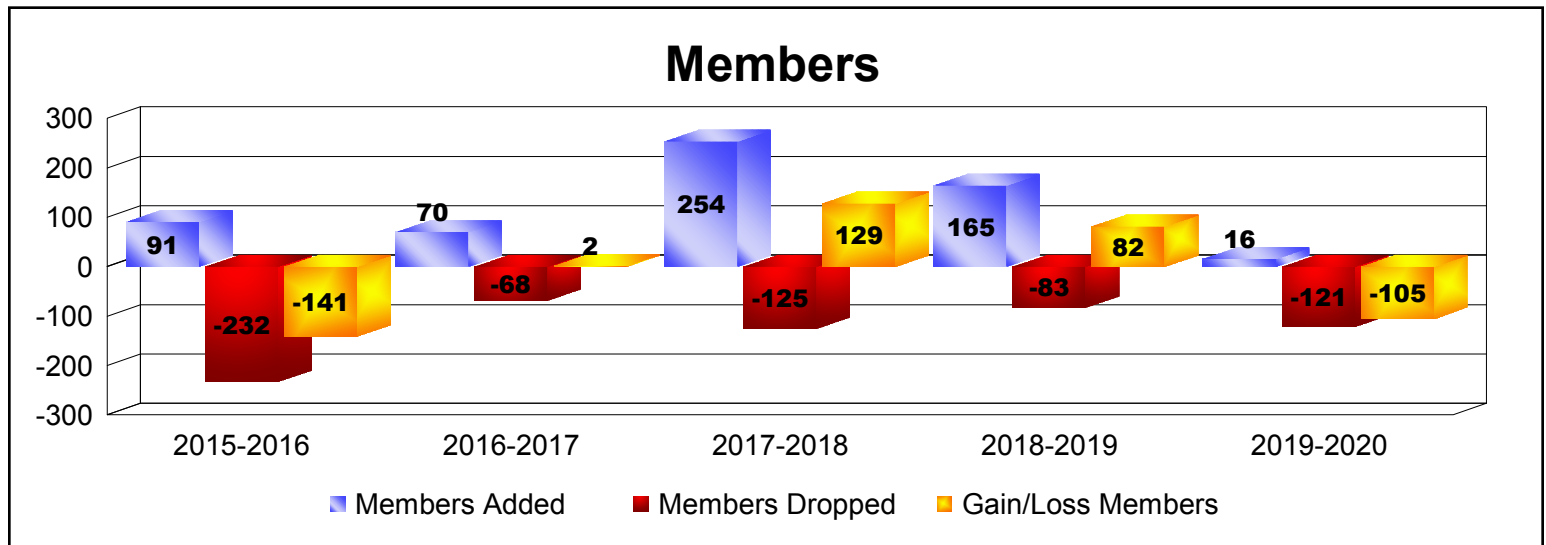
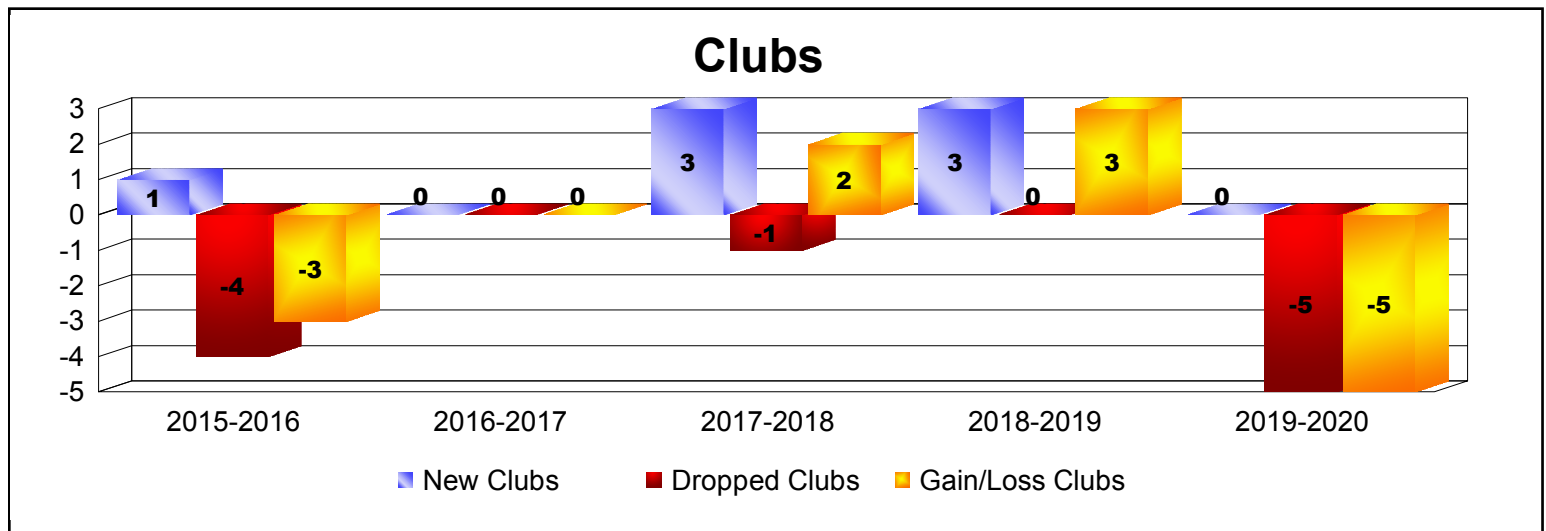
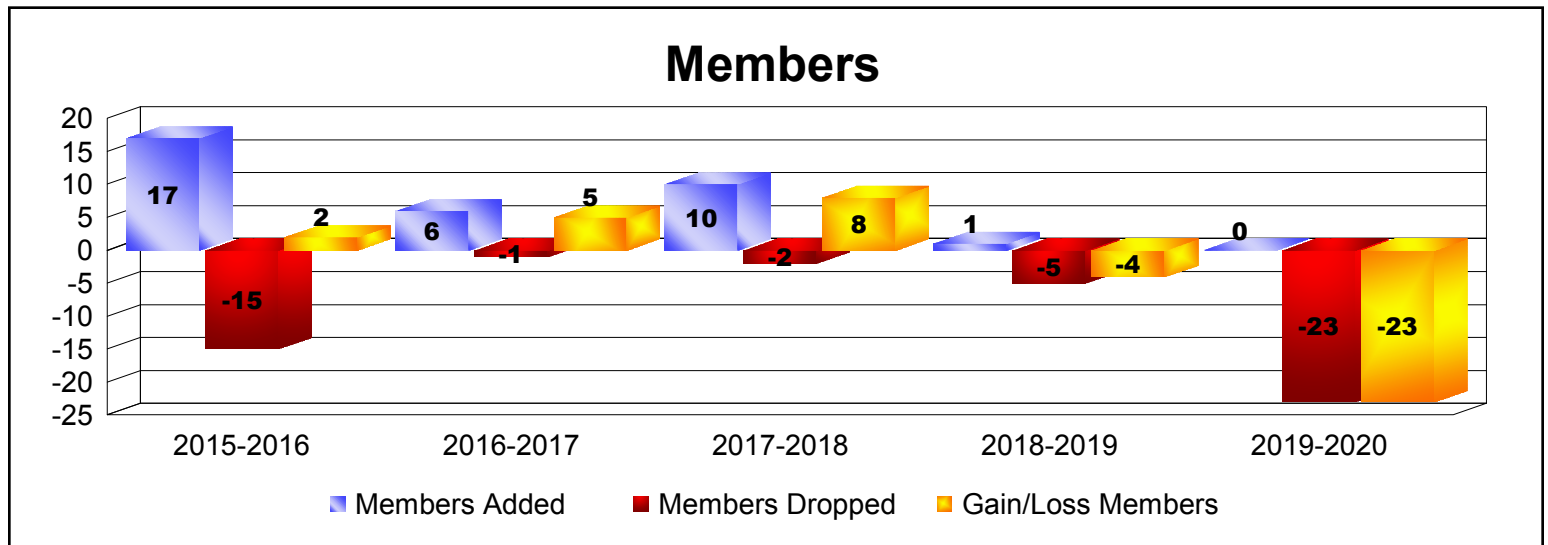
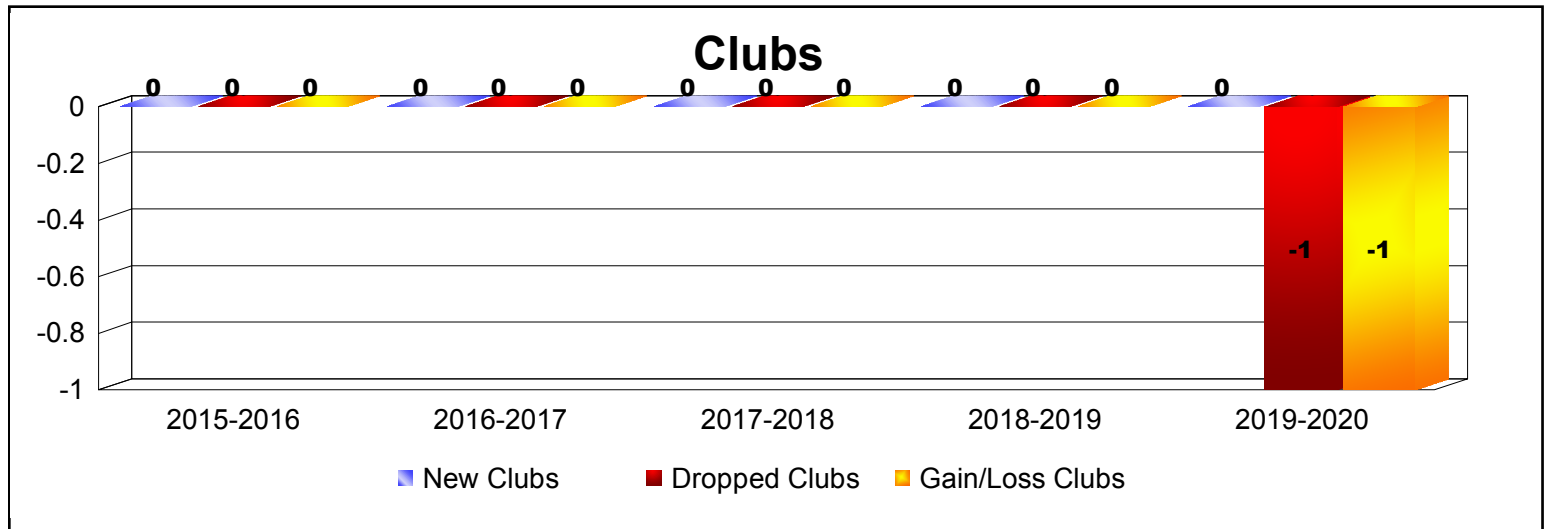


Year	New Clubs	Dropped Clubs	Gain/ Loss Clubs	New Members	Charter Members	Reinstate Members	Transfer Members	Total Member Added	Total Members Dropped	Gain/ Loss Members
2015-2016	1	-4	-3	61	22	4	4	91	-232	-141
2016-2017	0	0	0	60	0	10	0	70	-68	2
2017-2018	3	-1	2	160	85	9	0	254	-125	129
2018-2019	3	0	3	60	88	16	1	165	-83	82
2019-2020	0	-5	-5	14	0	2	0	16	-121	-105
Average	1	-2	-1	71	39	8	1	119	-126	-7



Year	New Clubs	Dropped Clubs	Gain/ Loss Clubs	New Members	Charter Members	Reinstate Members	Transfer Members	Total Member Added	Total Members Dropped	Gain/ Loss Members
2015-2016	0	0	0	5	0	12	0	17	-15	2
2016-2017	0	0	0	6	0	0	0	6	-1	5
2017-2018	0	0	0	10	0	0	0	10	-2	8
2018-2019	0	0	0	1	0	0	0	1	-5	-4
2019-2020	0	-1	-1	0	0	0	0	0	-23	-23
Average	0	0	0	4	0	2	0	7	-9	-2



Membership Composition

December 2019 Cumulative

New Members	0.0%
Charter Members	0.0%
Reinstate Members	0.0%
Transfer members	0.0%
Total:	100.0%

Gender Comparison

December 2019 Cumulative

Year	New Clubs	Dropped Clubs	Gain/ Loss Clubs	New Members	Charter Members	Reinstate Members	Transfer Members	Total Member Added	Total Members Dropped	Gain/ Loss Members
2015-2016	0	0	0	0	0	28	0	28	-29	-1
2016-2017	0	0	0	7	0	0	0	7	-1	6
2017-2018	0	0	0	0	0	0	0	0	0	0
2018-2019	0	0	0	2	0	0	0	2	-1	1
2019-2020	0	0	0	0	0	0	0	0	0	0
Average	0	0	0	2	0	6	0	7	-6	1

